



Greenbuild | International Conference + Expo

FEATURING **IWBC**

GROUP REGISTRATION & GROUP RATES

Thank you for your interest in registering a group to the Greenbuild International Conference + Expo! We offer both a group registration feature as well as group rates on selected passes.

Group Rates

Group rates are based on the following tiered structure:

**All groups must register in single transaction. Discount will auto-apply. Discounts Not Available on Student, Sampler or Networking Packages or a-la-carte add-ons. Discount cannot be applied retroactively or via separate transactions.*

Attending Education?

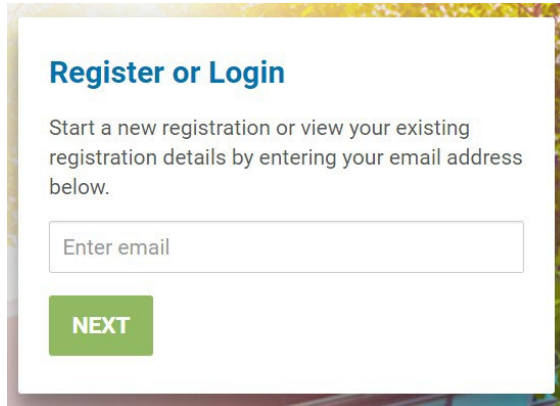
- 5-9 attendees: Save 10% per person on a Learning Package
- 10-19 attendees: Save 15% per person on a Learning Package
- 20+ attendees: Save 15% per person on a Learning Package. Additional benefits for groups of 20+ include:
 - The use of a meeting room for up to 2 hours for a staff meeting. Once you have registered your group, contact us at registration@greenbuildexpo.com to schedule your meeting room.
 - Five attendees from your group will receive a free VIP upgrade, which includes preferred seating at the keynotes and access to the VIP lounge, a \$1,000 value. Once you have registered your group, we will contact your group registration coordinator so that the VIP designations can be assigned.

Attending the Expo Hall?

- 5+ attendees: Save 50% per person on Expo Hall Packages
- 10+ attendees: Earn FREE Expo Hall access for your team with the Expo Hall Package



Group Registration


To register your group, begin at <https://informaconnect.com/greenbuild/>, where you will enter the email address for the first registrant:



If you are a returning user, you will be prompted to enter your password which will prepopulate your Profile with your personal information, once you have made any updates to your existing Profile, you can continue with the registration process.

If you are a first-time registrant, you will continue completing the Profile details, Business Details/Demographics and Package selection.

Once you have reached the [Order Review](#) page, select the  button to add the next participant. You will complete the same steps as noted above, completing the Profile page, filling out the Business Details/Demographics and then selecting the pass of interest. Continue this process until you have registered your group. Once you have completed entering each of the registrants, you can 

review each entry by looking over the [Financial Summary](#) for each record. Select  to process a single credit card payment for your group registration. You will receive a confirmation/receipt for your payment once you have submitted your payment.